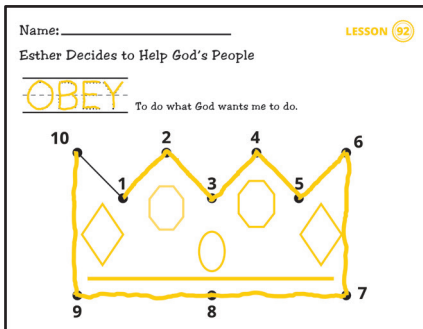





Esther Decides to Help God's People




Instructions:

1. On Activity Sheet 92a, have your students connect the dots. When they're done, ask them what shape was made (a crown).
2. Let the children trace the key word "obey" and write their names on the page.
3. Let them decorate the crown with colored pencils, crayons, or other material of their choice.
4. Talk with them about the decision Queen Esther made to help God's people.


Ask your students to name each shape and color them in. After naming a shape, ask them to relate some part of the story of Queen Esther. Queen Esther helped the people of God. She obeyed God by doing the right thing. Say the memory verse together.



Square




Circle



Diamond



Rectangle



Triangle