
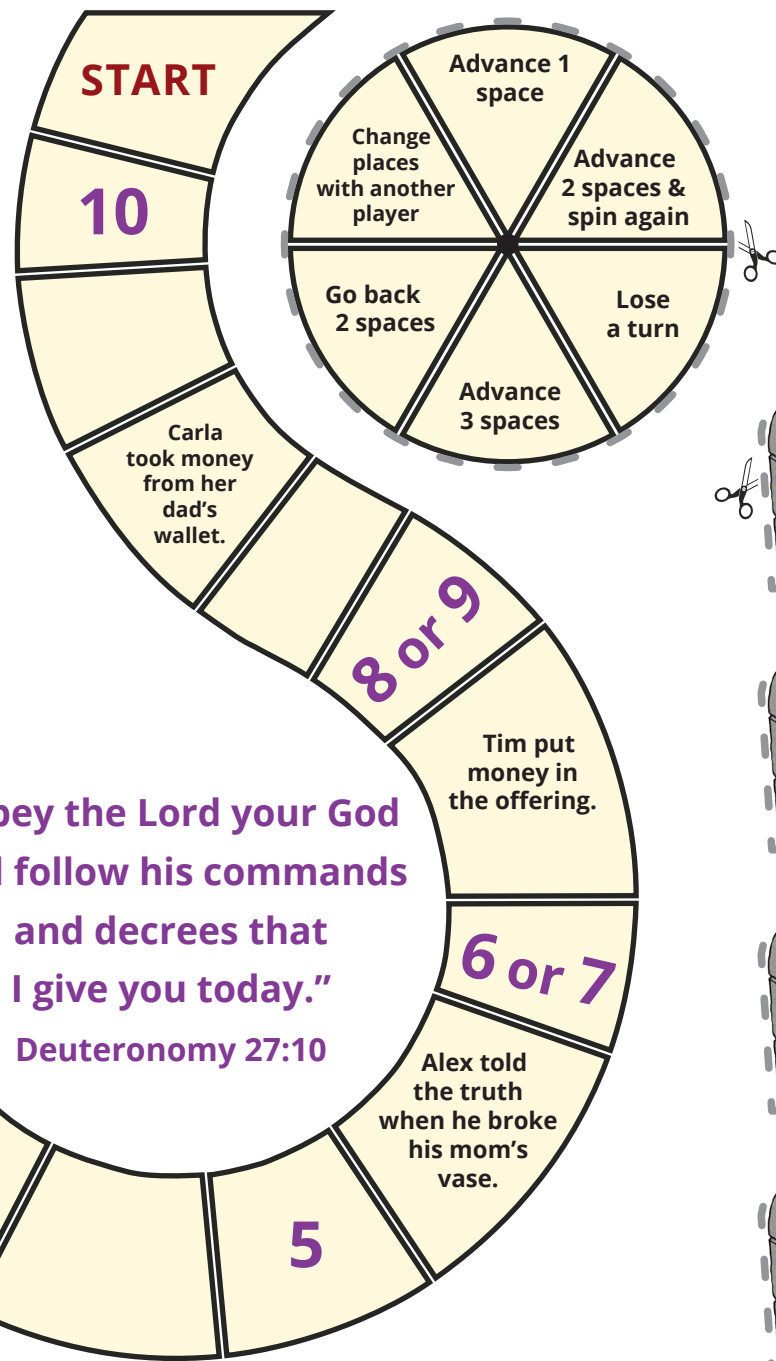
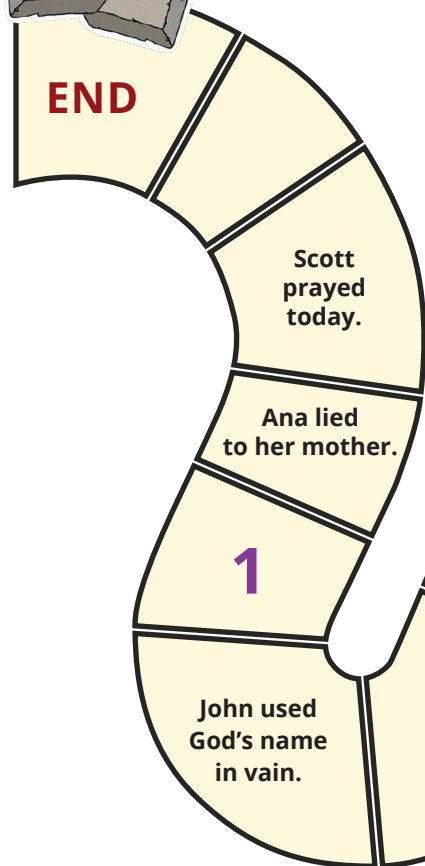
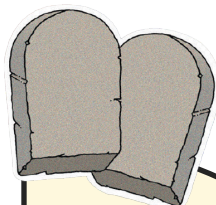


Name: \_\_\_\_\_

# The Roadway to the Ten Commandments

**PREPARE TO PLAY:** Cut out the circle and glue it to cardboard to give it strength. Create a spinner by placing a paper clip in the center and then attach it to the wheel with a two-legged paper fastener. The paper clip should rotate. Then cut out the tablets numbered 1 to 4. Your students can play in groups of four. Each player can chose a number as their place holder as they advance along the path.



## HOW TO PLAY:

1. Spin the paper clip. Follow the directions on the wheel.
2. If you land in a space with a number, say that commandment (e.g., if you land on # 1, quote the 1st commandment, and so on). Advance 3 spaces.
3. If you land in a space that tells about a good act, advance 2 spaces.
4. If you land on a space that tells about a bad act, go back 2 spaces.
5. The first one to get to the end of the path wins.