
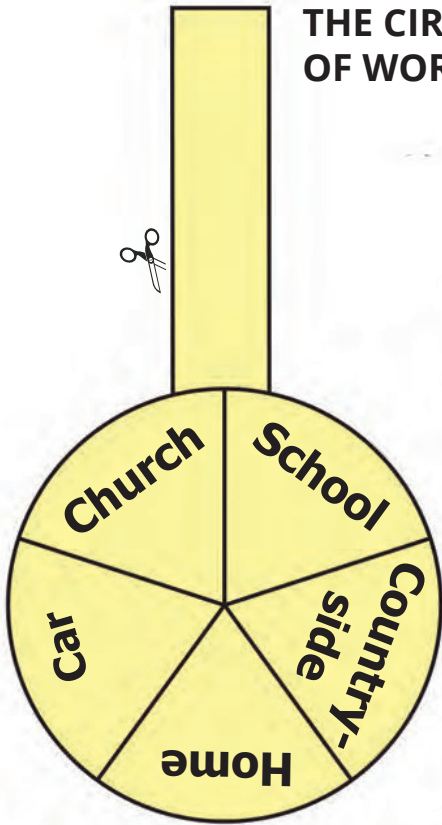



THE CIRCLE
OF WORDS



THE CIRCLE
OF PICTURES



TOP
CIRCLE

Instructions: 1) Print 190a and 190b front and back. 2) Cut out the three circles along the outline. 3) Cut out the gray window in the top circle. 4) Connect the three circles in the center with a paper fastener (brad). The top circle goes on top; the circle of words, in the middle; and the circle of drawings on the bottom. 5) Turn the circle and tell how Jesus prayed before making decisions. 6) Turn the circle again, and choose a word from the word circle. Then, look for the corresponding picture. 7) Talk about the type of decisions we can make and how you should pray before making a decision.